





SURFRIDER REDWOOD


STANDARD FINISHES



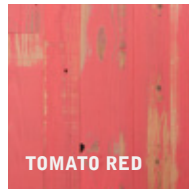
AQUA BLUE



BRIGHT GREEN




CANARY YELLOW




TOMATO RED




CUSTOM
FINISHES
ALSO AVAILABLE



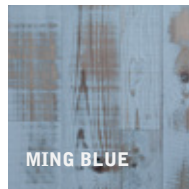
BLACK



LIGHT GRAY



DARK GRAY



MING BLUE



WHITE

DESCRIPTION

Reclaimed Surfrider Redwood wall paneling showcases the reclaimed giant of woods with a textured patina in a heavy paint planed back to reveal contrast and accentuate grain variety.

From modern & beachy chic white to bright lime green, choose from a variety of colors customized for your project. Matte finish is standard, or add a poly topcoat for more sheen & greater color intensity.

SPECIES

Sequoia sempervirens

APPLICATION

Interior Cladding & Custom Millwork.

MILLWORK

Naturally weathered front face with variable texture. Tongue & groove profile.

CLADDING DIMENSIONS

5/8" thick x mixed 4-1/2" & 6-1/2" widths x 1'-5" solid random lengths (or longer, if available)

LEAD TIME

2 - 6 Weeks (or less)

SOURCE

Post-consumer reclaimed redwood from agricultural structures in Northern California

SUSTAINABILITY

FSC® CERTIFIED: Recycled

LEED V4

Building Product Disclosure & Optimization
Regional Priority

Low-Emitting Materials
Material Ingredients

HARDNESS

Janka rating 450. Suitable for vertical application (& ceiling application).

GRADE

Naturally weathered/distressed face with various colors of skip-planed surface paint. Insect holes, tight, cracked, or missing knots of any size, staining or discoloration, surface checking, small fastener holes, oxide stains & other possible signs of previous use. Variable patina & texture.

FLAME SPREAD

USDA FSI Redwood: 75 (class B). Class A flame retardant coatings are available.

MINIMUM ORDER

250 sq.ft.

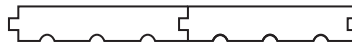


Note: Wood is a natural substance and varies in appearance. Please refer to product images or request samples for a broader representation of the color and character of your selection.

APPLICATION	STANDARD WIDTHS	OTHER WIDTHS	THICKNESS	FINISH	PROFILE
Interior Cladding	4-1/2" & 6-1/2"	3"	5/8" Thick	Paint & Skip-Planed	Tongue + Groove


Custom profiles and dimensions are available, and single widths of 3", 4-1/2" or 6-1/2" may be specified. Please inquire for more information.

Inquire to create your custom specification



TONGUE + GROOVE

Standard profile (other profiles available)



FINISHES

We apply low-VOC and eco-friendly finishes to enhance the natural beauty of the wood for durability and easy maintenance.

CUSTOMIZATION

We offer custom specifications for this product, including dimensions, finishes and profiles for a unique look. Please inquire.

PATTERNS

We can manufacture engineered products in a variety of patterns, including chevron and herringbone patterns.



LIVING FUTURE
CORPORATE MEMBER

Declare.



ANTHOLOGY WOODS



1.800.293.8178
www.anthologywoods.com
info@anthologywoods.com